

**KHSAA TITLE IX
ANNUAL REPORT SUBMISSION
STATUS REPORT
2007-2008**

KHSAA
Form T65
Revised 3/08

TO: KHSAA Member School Superintendents, Principals, and Athletic Directors

FROM: Brigid L. DeVries, Commissioner
Larry Boucher, Assistant Commissioner

DATE: May 8, 2008

School	Portland Christian High School	Reviewed by	Gary W. Lawson
--------	--------------------------------	-------------	----------------

The following is a status report regarding the required 2007 - 2008 Title IX Annual Report submission of forms due into the KHSAA office by April 15, 2008. Appropriate KHSAA Audit Team personnel have reviewed these forms and the following is a summary of this review.

I. Checklist of Forms properly submitted in a satisfactory manner:

X	GE 19 (Annual Verification)	X	T-35 (Budget Expenses)
X	T-1 (Summary Program Chart 1)	X	T-36 (Budget Expenses)
X	T-2 (Summary Program Chart 2)	X	T-41 (Checklist – Overall Interscholastic Program)
X	T-3 (Summary Program Chart 3)	X	T-60 (Corrective Action Plan)
X	T-4 (Summary Program Chart 4)	X	T-63 (Interscholastic Survey Results)

II. Status

A	X	2007 – 2008 Forms are satisfactory and no further information or action is necessary at this time. All calculations appear to be correct.
B		Errors have been noted with respect to the following forms:
C		The following forms were omitted and must be submitted by school representatives:
D	X	According to the 2007-2008 data, the school appears to be meeting the standards established in: <input checked="" type="checkbox"/> Test 1 (Athletic participation is proportionate to enrollment) <input type="checkbox"/> Test 2 (History and continuing practice of program expansion) <input type="checkbox"/> Test 3 (Full and effective accommodation of interests and abilities)
E	X	Other Recommendation and Comments: According to calculations submitted, the school is meeting the standard established in Test 1 for provision of athletic opportunities. In the area of benefits, total athletic spending is currently far outside of acceptable parameters (i.e. \$720 per male athlete compared to \$330 per female athlete). This issue appears to be addressed in the school's Corrective Action Plan. Monitoring spending should take place to insure that the imbalance does not continue over a two-year period. School officials are also reminded that KHSAA requests that all Gender Equity Review Committees have student representatives each year.



**KENTUCKY HIGH SCHOOL ATHLETIC ASSOCIATION
2007-2008 ANNUAL VERIFICATION OF TITLE IX PROCEDURES**

*KHSAA Form GE19
Rev.12/07*

(To be submitted by April 15, 2008 along with other required forms)

The Portland Christian High School, Louisville, Kentucky
(Name of High School) (City)

certifies to the Kentucky High School Athletic Association that the following is an accurate and true representation of the facts surrounding compliance with 20 U.S.C. Sections 1681-1688, et. Seq. (also known as Title IX)

I certify the following provisions in accordance with records at the school contained in the permanent Title IX file, at least one copy of which must be maintained in the Principal's office, and to the best of my knowledge have completed the following tasks.

Established a gender equity committee at the high school. (list committee personnel and provide attachment if necessary)

Name	Address	Phone	Title
(Supt., Principal, Student, Parent, Coach, Etc.)			
Rick Folden	2500 Portland Ave. Louisville, KY. 40212	(502) 778-4117	Athletic Director
Jennifer Haynes	Same	Same	Principal
Alice Mullins	Same	Same	Teacher/Coach
Steve Hill	Same	Same	Teacher/Coach

Scheduled a minimum of three meetings during the 2007-2008 school year on the following dates:

November 7, 2007
January 9, 2007
March 19, 2008

Designated the following person(s) as the Title IX coordinator for the school:

Name	Title	Address	Phone
Rick Folden	Athletic Director	2500 Portland Ave.	(502) 778-4117

Designated the following person(s) as the Title IX coordinator for the district:

Name	Title	Address	Phone
Same			

School personnel are continuing to make periodic reviews of the boys' and girls' athletics program reflected in the Corrective Action Plan.

In addition to the above information, the above referenced school maintains a complete permanent file relative to Title IX records including copies of the self-assessment audit, all corrective action plans, and other related materials.

Jennifer F. Haynes
Principal's Signature

4/15 20 08
Date

M. Paul Seay
Superintendent Signature

Houston Carl Lockwell
School Board Chairpersons' Signature

(Send original copy to KHSAA - Maintain duplicate in Title IX school folder)

2007-2008
ACCOMMODATION OF INTERESTS AND ABILITIES
SUMMARY PROGRAM CHART 1

KHSAA
 Form T1
 Rev.12/07

Participation Opportunities Test One


		(Column 1)	(Column 2)	(Column 3)	(Column 4)
	Program	Enrollment	Percentage of Total Enrollment	Number of Interscholastic Participants (double and triple count)	Percentage of Total Participation
Row 1	GIRLS	43	49%	50	60%
Row 2	BOYS	45	51%	34	40%
Row 3	Totals	88	100%	84	100%

Instructions:

*Number of 8th grade students & below used in Column 3 and Column 4 calculations if applicable: 16

- 1) Determine the total number of girls enrolled, (place in Row 1, Column 1). Determine the total number of boys enrolled, (place in Row 2, Column 1).
- 2) Add the total number of girls and boys enrolled to determine total enrollment, (place in Row 3, Column 1).
- 3) Calculate the percentage of total enrollment that is female. (Divide Row 1, Column 1 by Row 3, Column 1 and place in Row 1, Column 2.) Calculate the percentage of total enrollment that is male. (Divide Row 2, Column 1 by Row 3, Column 1 and place in Row 2, Column 2.) Note: Row 1, Column 2 plus Row 2, Column 2 should total 100%.
- 4) Ask the head coaches to review the most updated eligibility or squad lists for their teams. Ask coaches to confirm the names of those individuals who are on the team as of the first **date of regular season competition**, and cross out the names of those who were cut from the team or quit the team prior to the first regular season competitive event. Determine the total number of interscholastic athletics participants that are girls, (and place in Row 1, Column 3). In order to determine the total number of athletics participants, an individual should be counted each time he or she participates on a team. For example, if Jane Doe competes on the varsity volleyball team, the junior varsity volleyball team, the junior varsity basketball team, and the varsity softball team, she should be counted as four participants (**do not include club or intramural sports participants, cheerleaders, dance teams, or pom squads**). Calculate the same way for boys and girls. * In addition, should 8th grade students and below play on a Freshman, Junior Varsity, or Varsity team, they should also be counted for each team and sport on which they participate. If applicable, please asterisk the above notation as to how many 8th grade students & below are included in the totals.
 Using the same procedure, determine the total number of interscholastic athletic participants that are boys, (and place in Row 2, Column 3). Add Row 1, Column 3 plus Row 2, Column 3 to get total participants and place in Row 3, Column 3.
- 5) Calculate the percentage of female participation. (Row 1, Column 3 divided by Row 3, Column 3 and place in Row 1, Column 4.) Calculate the percentage of male participation. (Row 2, Column 3 divided by Row 3, Column 3 and place in Row 2, Column 4.) Note: Row 1, Column 4 plus Row 2, Column 4 should total 100%.

Note: While being within three percent is not a formal compliance standard; if the percent listed in Row 1, Column 4 is within 3% of Row 1, Column 2, then it provides a good target within which compliance is likely.

Principal's Signature:  Date: 4/15/08

2007-2008
ACCOMMODATION OF INTERESTS AND ABILITIES
SUMMARY PROGRAM CHART 2

KHSAA
 Form T2
 Rev. 12/07

Participation Opportunities Test Two

		Column 1	Column 2	Column 3	Column 4	Column 5
Program		Number of Teams Currently Offered	Number of Participants	Number of Teams Added Since the beginning of the 2003-2004 School Year	Current Number of Participants for each team added Since the beginning of the 2003-2004 School Year	Percent of Total Participation By Sex Added Since the beginning of the 2003-2004 School Year
GIRLS	Row 1	varsity:	4	39	0	
	Row 2	j.v.:	1	11		
	Row 3	frosh:				
	Row 4	total:	5	50		0
BOYS	Row 5	varsity:	4	34	2	4
	Row 6	j.v.:				
	Row 7	frosh:				
	Row 8	total:	4	34	2	4

- 1) For Column 1, list the number of interscholastic teams offered for girls and boys at each competitive level (varsity, junior varsity, and freshman). For girls, total each of the entries in Rows 1, 2, and 3 into Row 4. For boys, total Rows 5, 6, and 7 into Row 8.
- 2) For Column 2, list the number of participants at each level. For girls, total each of the entries in Rows 1, 2, and 3 into Row 4. For boys, total Rows 5, 6, and 7 into Row 8. **Note:** The totals in Row 4 for girls and in Row 8 for boys must be the same as the totals in Form T-1, Column 3, Rows 1 and 2 respectively.
- 3) For Column 3, list the number of interscholastic teams that have been added in the last five years at each competitive level. Count each team added during the 5 year period only one time. e.g. Girl's junior varsity soccer was added 3 years ago, count the team only once, not 3 times. For girls, total the entries in Rows 1, 2, and 3 into Row 4. For boys, total Rows 5, 6, and 7 into Row 8.
- 4) For Column 4, list the number of participants that are **currently** on each level of the teams that were added in the last five years. If a team was added previously but no longer exists, there are no current participants to be added for that team. For girls, total the entries in Rows 1, 2, and 3 into Row 4. For boys, total Rows 5, 6, and 7 into Row 8.
- 5) For Column 5, calculate the percentage of participants that have been added in the last five years. For girls, take the number in Column 4, Row 4 and divide by the number in Column 2, Row 4. For boys, take the number in Column 4, Row 8 and divide it by the number in Column 2, Row 8.

Note: If the percentage of current participants added in the last five years is 25% or greater, compliance with Test Two may be possible. If less than 25%, then compliance with Test Three should be analyzed. **CAUTION:** 25% is not a formal compliance standard.

Principal's Signature: Janet F. Haynes Date: 4/15/08

2007-2008
ACCOMMODATION OF INTERESTS AND ABILITIES
SUMMARY PROGRAM CHART 3

KHSAA
 Form T3
 Rev. 12/07


Participation Opportunities Test Three

FOR ANY QUESTION ANSWERED "YES" IDENTIFY THE RESPECTIVE SPORT(S).

	GIRLS (Yes / No)		BOYS (Yes / No)
1. For a sport <u>not</u> currently offered in your interscholastic athletics program, is there sufficient interest to form a viable interscholastic team based on participation on an intramural team.	No		No
2 For a sport <u>not</u> currently offered, is there sufficient interest, based on the responses to your most recent Student Interest Survey, to form a viable interscholastic team for a sport not currently offered. If yes, what sport?	Yes		No
3. For a sport currently offered at the junior varsity or freshman level is there sufficient interest, based on your most recent Student Interest Survey, to form a varsity team not currently offered?	No		No
4. For a sport currently offered at the varsity level only, is there sufficient interest, based on your most recent Student Interest Survey, to form a viable team for a junior varsity or freshman team that is not currently offered?	No		No
5. If you answered YES to question (1), (2), (3), or (4), are there enough high schools in the geographic area offering the sport (at the appropriate level) to allow for the development of a reasonable schedule of competition?	Yes		N/A

Plans to Address Interest:

Girls Soccer and Tennis shows a response to field teams. No one signed up for Tennis spring 08, offer again in 09. School Board has refused to approve Soccer in past years, due to cost and lack of facilities. Will submit another request.

Principal's Signature :  Date: 4/15/08

**2007-2008
ACTUAL EXPENDITURES - PROGRAM COMPARISON CHART 1
TO INCLUDE BOOSTER CLUB FUNDING**

	equipment and supplies		travel		awards		coaches' salaries (to include supplemental and extended employment; dollar amount required)			facilities improvements		publications (if sport-specific)	
	Expenditures		Expenditures		Expenditures		Expenditures			Expenditures		Expenditures	
	School	Booster	School	Booster	School	Booster	School	Booster	# Coaches for all levels / # Teams for all levels	School	Booster	School	Booster
G basketball	7271.00					40.00	0	3 / 1					
B basketball	16872.00				40.00	0	3 / 1						
G softball	5453.00				40.00	0	2 / 2						
B baseball	5174.00				40.00	0	3 / 1						
G cross country	284.00				40.00	0	1 / 1						
B cross country	1748.00				40.00	0	1 / 1						
G golf													
B golf	107.00				40.00	0	1 / 1						
G soccer													
B soccer													
G swimming													
B swimming													

1. Total expenditures on T-35 and T-36 on the 2007-2008 year report due by April 15, 2008, should reflect the total monies spent (rounded off to nearest dollar) for the entire school year of 2006-2007 ending June 30, 2007.
2. Booster Club Funding/Contributions must be included in the above expenditures total. (Note: It is illegal for coaches to be paid by Booster Clubs - Reference KHSAA Bylaw 27)

Principal's Signature: *Janet F. Hays* Date: 4/15/08

**2007-2008
ACTUAL EXPENDITURES - PROGRAM COMPARISON CHART 2
TO INCLUDE BOOSTER CLUB FUNDING**

	equipment and supplies		travel		awards		coaches' salaries (to include supplemental and extended employment; dollar amount required)		facilities improvements		publications (if sport-specific)	
	Expenditures		Expenditures		Expenditures		Expenditures		Expenditures		Expenditures	
	School	Booster	School	Booster	School	Booster	School	Booster	School	Booster	School	Booster
G track												
B track	364.00				40.00		0	1				
G tennis												
B tennis												
G volleyball	3253.00				80.00		0	3				
B wrestling												
G (list sport)												
B football												
G (list sport)												
B (list sport)												

1. Total expenditures on T-35 and T-36 on the 2007-2008 year report due by April 15, 2008, should reflect the total monies spent (rounded off to nearest dollar) for the entire school year of 2006-2007 ending June 30, 2007.

2. Booster Club Funding/Contributions must be included in the above expenditures totals.
Indicate percentage of total expenditures for each gender: (If disparities are obvious, list on your Corrective Action Plan (T-60) what action you will take to correct the problem).

Gender	Expenditures	Percentage
Boys	\$ 24,465.00	60%
Girls	\$ 16,481.00	40%
Total:	\$ 40,946.00	100%

Principal's Signature: *Jennifer F. Hayden* Date: 4/15/08

**2007-2008
ACCOMODATION OF INTERESTS AND ABILITIES
SUMMARY PROGRAM CHART 4**

Levels of Competition Test One

		Column 1	Column 2	Column 3
Girls	Team Levels	Number of Teams Currently Offered	Number of Participants	Percentage of Participants at Each Level
Row 1	varsity:	4	39	78%
Row 2	j.v.:	1	11	22%
Row 3	frosh:			
Row 4	total:		50	100%
Boys				
Row 5	varsity:	4	34	100%
Row 6	j.v.:			
Row 7	frosh:			
Row 8	total:		34	100%

- 1) Column 1, list the number of interscholastic teams offered for girls and boys at each competitive level; varsity, junior varsity, and freshman. (Refer to Form T-2, Accommodation of Interests and Abilities, Summary Program Chart 2, Column 1.)
- 2) For Column 2, list the number of participants at each level. For girls, total the entries in Rows 1, 2, and 3 into Row 4. For boys, total the entries in Rows 5, 6, and 7 into Row 8. (Refer to Form T-2, Accommodation of Interests and Abilities, Summary Program Chart 2, Column 2.)
- 3) For Column 3, calculate the percentage of female and male participants at each level.
 For girls' varsity, junior varsity, and frosh, respectively:
 - Divide Column 2, Row 1 by Column 2, Row 4, and place the percentage in Column 3, Row 1
 - Divide Column 2, Row 2 by Column 2, Row 4, and place the percentage in Column 3, Row 2.
 - Divide Column 2, Row 3 by Column 2, Row 4, and place the percentage in Column 3, Row 3.
 -
 For boys' varsity, junior varsity, and frosh, respectively:
 - Divide Column 2, Row 5 by Column 2, Row 8, and place the percentage in Column 3, Row 5.
 - Divide Column 2, Row 6 by Column 2, Row 8, and place the percentage in Column 3, Row 6.
 - Divide Column 2, Row 7 by Column 2, Row 8, and place the percentage in Column 3, Row 7.

Principal's Signature: *Janet Wayne* Date: 4/15/08

2007-2008 KHSAA TITLE IX ATHLETICS AUDIT

KHSAA
Form T41
Rev. 12/07

Checklist - Overall Interscholastic Athletics Program

DIRECTIONS:

For the Areas of Compliance (Opportunities and Benefits) listed on the left hand side of the page, place a checkmark under the appropriate column identifying whether your school provided an advantage to the Girls' Program, or to the Boys' Program or to Neither Program. A review of T-35 and T-36 spending patterns might be helpful in completing this form.

Areas of Compliance:	ADVANTAGE TO:		
	GIRLS' PROGRAM	BOYS' PROGRAM	NEITHER PROGRAM
OPPORTUNITIES			
Accommodation of Interest and Abilities			X
BENEFITS			
Equipment and Supplies			X
Scheduling of Games and Practice Time			X
Travel and Per Diem Allowances			N/A
Coaching			X
Locker Rooms, Practice and Competitive Facilities			X
Medical and Training Facilities and Services			X
Publicity			X
Support Services			X
Athletic Scholarships			N/A
Tutoring			X
Housing and Dining Facilities and Services			N/A
Recruitment of Student Athletes			N/A

If an advantage is shown, corrective action should be shown on T-60 (Corrective Action Plan).

Principal's Signature: *Jennifer F. Hayes* Date: 4/15/08

SCHOOL NAME
Portland Christian

2007-2008
TITLE IX

CORRECTIVE ACTION PLAN

DIRECTIONS:

1. For Column 1, indicate the intended area which needs corrective action in order to achieve gender equity. For Column 2, write the suggested change or activities that will correct the area in need of alteration. For Column 3, include the estimated completion date for the changes or activities.
2. It is possible to attain compliance with Title IX and no longer need "corrective" action. However, the KHSAA strongly encourages compliant schools to identify items for improvement (Column 1), activities to accomplish the improvement (Column 2) and a timetable for completion (Column 3) that will strengthen the athletic program.
3. You may copy this form as needed. Please attach corrective action plans along with audit forms and submit by April 15, 2008.

COLUMN 1 ITEM FOR CORRECTION/ IMPROVEMENT	COLUMN 2 SUGGESTED CHANGE/ ACTIVITIES	COLUMN 3 TIME TABLE FOR CORRECTIVE ACTION/ COMPLETION
Title IX committee make up.	Add one Female and one Male student to Title IX committee. Replace removed member form last year	<u>School year 2008-09</u>
Re-visit Girls Varsity and JV sport that have dropped.	Survey shows a new interest in Tennis. The survey also shows enough interest to have a JV basketball schedule. No Student signed up for Tennis 06-07. Still not enough numbers for JV Basketball. Try both again in 07-08 School year. <u>No females signed up for golf, tennis, or track in 07-08.</u>	Have sign-ups 06-07 to verify and get these sports back in program. Continue Sign-up opportunities for additional levels of play and to return sports as Tennis and Golf in 07-08. <u>To continue sign-ups for these sports to add them to the female sports offered.</u>
Girls locker room <u>Completed</u>	Finish construction and complete area.	School year 2006 -- 07 <u>Completed</u>
Add a Varsity sport for Girls. <u>2008 Survey shows re-interest in Girls Tennis and Soccer.</u>	Survey shows an interest in Soccer. <u>Offer sign-ups again for Tennis. Re-submit to School Board the addition of Soccer to Athletics.</u>	Have sign-ups May 06 to measure true need. School Board did not approve the addition of this sport. <u>School year 08-09 for Tennis and School Board for 09-10 school year</u>
Budget guidelines. <u>06-07 Boys Basketball and Baseball purchased new uniforms and totals have sent per athlete spending and the total expenditures way out of balance.</u>	Move still closer on spending per athlete. <u>Girls' basketball uniforms to be purchased 08-09. Softball uniforms purchased 07-08. Personnel have been changed and budget freeze placed until discrepancy is made up in female expenditures.</u>	This report shows \$178.60 spent on females while spending \$207.80 on male athletes. This is better than past but needs to be closer. 06-07 still had 4% more spent on male Athletes, this is still to much of a variance and needs to be watched in next years spending. <u>08-09 school year.</u>
Better response and return of Student surveys.	Complete in Bible class.	Had a 95% return this year. <u>91% return 07-08.</u>

Principal's Signature: James F. Hayes Date: 4/15/08



2007-2008 INTERSCHOLASTIC
ATHLETICS SURVEY
Summary of Student Responses

KHSAA
Form T63
Rev.12/07

School Name: Portland Christian High School

Enrollment
(9-12 Grade): 88 (SHOULD AGREE WITH FORM T-1, COLUMN 1, ROW 3)

Number of 9-11 Grade Students Surveyed: 63

Number of 8th Grade Students Surveyed: 25

Date: April 15, 2008

Completed By: Rick Folden

Instructions:

1. Summarize the Student Athletics Interest Surveys Form T-61 by listing the total number of responses on the line next to each sport.
2. Under the Other Category please provide a listing of the sports as well as the number of students who are interested in participating.
3. Please sign and date this Summary Form (T-63) and mail this Summary Form only to the KHSAA by April 15, 2008. Do not mail the student surveys (Form T-61). However, these Forms should be maintained in your files in the event they are requested subsequently.

88 Number of Surveys
81 Total Returned (*A minimum of 80% return is expected*)
8 - 11 Grades Surveyed (*Should be grades 9-11 and 8th grade if school has a feeder system*)

How Was The Survey Administered? Bible Class
(e.g. was it given in all English classes, or all home rooms, or advisee/advisor?)

KHSAA Sanctioned Fall Sports (*List Total Number of Participation Responses*)

6 Cross Country (Girls)
9 Cross Country (Boys)
20 Football (Boys)
2 Golf (Girls)
3 Golf (Boys)
14 Soccer (Girls)
8 Soccer (Boys)
19 Volleyball (Girls)

Winter Sport (*List Total Number of Participation Responses*)

Form T-63
Rev. 12/07

<u>16</u>	Basketball (Girls)
<u>14</u>	Basketball (Boys)
<u> </u>	Indoor Track (Girls)
<u>4</u>	Indoor Track (Boys)
<u>6</u>	Swimming & Diving (Girls)
<u>4</u>	Swimming & Diving (Boys)
<u>11</u>	Wrestling (Boys)

Spring Sport (*List Total Number of Participation Responses*)

<u>10</u>	Baseball (Boys)
<u>20</u>	Fast Pitch Softball (Girls)
<u>13</u>	Tennis (Girls)
<u>2</u>	Tennis (Boys)
<u> </u>	Track (Girls)
<u>6</u>	Track (Boys)

Non-KHSAA Championship Sports (*From Student Survey T-61 Question 10*)

<u>27</u>	Archery
<u>9</u>	Field Hockey
<u>19</u>	Bowling
<u> </u>	Gymnastics (Boys)
<u>12</u>	Gymnastics (Girls)
<u>11</u>	Ice Hockey
<u>10</u>	Lacrosse (Boys)
<u>11</u>	Lacrosse (Girls)
<u>18</u>	Rifle
<u>8</u>	Rodeo
<u>5</u>	Slow Pitch Softball
<u> </u>	Volleyball (Boys)
<u> </u>	Water Polo
<u>8</u>	Weightlifting

Number of Students who participate in Intramural Sports
(*From Student Survey T-61 Question 5*)

Sport	Number
Baseball	2
Softball	3
Cross Country	1
Track	1
Soccer	1
Basketball	1

List Intramural Sports students are interested in adding:
(From Student Survey T-61 Question 6)

Form T-63
 Rev. 12/07

Sport	Number
Dodge Ball	16
Basketball, Lacrosse, Biking, Tennis, Batting,	1 each
Boxing, Martial Arts	1 each
Soccer	2
Football	2

Participation in Non-School Sports Activities
(From Student Survey T-61 Question 7)


Sport	Number
Basketball	7
Racquetball, Frisbee, BMX, Football, Cheer,	1 each
Snow Boarding, Volleyball, Karate, Gaming	1 each
Softball	4
Baseball	5
Soccer	2

Reasons for not participating in interscholastic athletics
(From Survey Question 8)

- 4 I prefer other activities such as band, chorus, etc.
- 15 I don't have time
- 6 The practice schedules and game times are inconvenient
- 10 The sport I like isn't offered
- 2 It's too expensive
- 1 I prefer to participate in club or intramural sports
- 4 Working
- 13 Other: To far from home. Not athletic. Can't get a ride.
 Family matters, Grades, surgery, not a team person, I'm
 lazy, don't want to.

Student Suggestions to encourage participation

Every year PE, play for fun, do our best, grant small schools money to fund Racquetball, give
Participant's money, get football team, offer more variety, make sports a bigger deal, post
practices and game times, have buses for practices and games.


 Principal's Signature

4/15/08
 Date